



**TRUEWOOD<sup>TM</sup>**  
**DOORS**  
*Open your Prosperity...*



**Membrane Doors | Premium Coated Doors**  
**Laminated Doors | Veneer Doors**  
**Flush Doors | Panel Doors**

An ISO 9001 - 2015 Certified Company



### Our Organisation

- ✓ TrueWood Doors is India's top quality premium door manufacturer, offering the widest range of designs to our valuable customers.

### Our Quality

- ✓ TrueWood Doors is an ISO 9001-2015 certified company, assuring our customers with an unmatched quality of our products.
- ✓ We are using high quality imported membrane, pvc foils branded adhesives and other high standard raw materials to ensure the durability and life of our doors.
- ✓ The wood used in the doors are Hardwood, Kiln seasoned and Chemically treated to avoid warping, borer and termite.
- ✓ We use solid wood filler for door construction to increase the strength of the door.
- ✓ We have highly skilled carpenters and machinist to ensure our manufacturing process is topnotch. Thereby meeting stringent standards and quality of our products.

### Our Facility

- ✓ We have our own in-house Design facility with a team of skilled CAD/CAM engineers, CGI technicians and Traditional Artists who create innovative designer doors suited for Villas, Apartments, Offices, Shrines, Wardrobes and make it just Kids.
- ✓ The doors are designed with consultation of renowned Architects, Interior Designers, Traditional Artists to provide suitable to Indian culture as well as International design choices to our esteemed customers.
- ✓ We have a state of the art manufacturing facility with industry's latest technology CNC machines to create precision carving on the doors.



### Membrane Doors

5

- ✓ BOLD
- ✓ SLEEK
- ✓ STEEL
- ✓ 3D HERITAGE
- ✓ 3D TEXTURE
- ✓ 3D GRAND

### Designer Membrane Doors / Premium Coated Doors

13

- ✓ ARCHITECT
- ✓ KIDS
- ✓ ARTIST
- ✓ FLOWERS
- ✓ SCENIC
- ✓ GLASS ART
- ✓ BIRDS
- ✓ DIVINE

### Laminated Doors

28

- ✓ METAL
- ✓ SUPREME

### Veneer Doors

31

- ✓ NATURE
- ✓ ELITE

### Flush Doors

33

- ✓ FLUSH DOOR
- ✓ FLUSH DOOR - FILM COATED
- ✓ FLUSH DOOR - RESIN COATED

### Panel Doors

34

- ✓ WHITE
- ✓ VENEER
- ✓ MELAMINE



**About Membrane Doors**

- ✓ Membrane doors are made with solid flush doors with laminated imported genuine PVC foil for greater aesthetic look and better moisture resistant.
- ✓ Door designs are available in ranges like Bold, Sleek, Steel and 3D models like Heritage, Texture, Grand series, in accordance to latest trends in the market.

**Key Features**

- ✓ No painting or polishing required and assuring zero maintenance.
- ✓ Wood used in the doors are Hardwood, Kiln seasoned and Chemically treated to avoid shrinking, warping, borer and termite.
- ✓ We use solid wood filler for door construction to increase the strength of the door.
- ✓ The doors are designed with consultation of renowned Architects, Interior Designers, Traditional Artists to provide suitable to Indian culture as well as International design choices to our esteemed customers.
- ✓ Membrane doors are available with a myriad range of colour choices to suit the customer's taste.

**Specifications**

- ✓ Door Thickness: 30 mm, 35 mm. Customised thickness would be made available on-demand.
- ✓ Door Sizes: 81 X 30, 81 X 33 and 81 X 36 Inches. Customised sizes would be made available on-demand.
- ✓ Door Foil Colour & Pattern: Natural Teak, Golden Teak, Andhra Teak, Rose Wood, Cherry, Walnut, Vengai and Mahogany.



MB 1



MB 2



MB 3



MB 4



MB 5



MB 6



MB 7



MB 8



MB 9



MB 10



MB 11



MB 12



MB 13



MB 14



MB 15





MB 16



MB 17



MB 18



MB 19



MB 20



MS 1



MS 2



MS 3



MS 4



MS 5



MB 21



MB 22



MB 23



MB 24



MB 25



MS 6



MS 7



MS 8



MS 9



MS 10



MB 26



MB 27



MB 28



MB 29



MB 30



MS 11



MS 12



MS 13




MS 14



MS 15





Note: Steel borders are engraved and placed with SS Coated / Matt finish aluminium beadings for all STEEL Model doors.





3D MH 1



3D MH 2



3D MH 3



3D MH 4



3D MH 5



3D MH 16



3D MH 17



3D MH 18



3D MH 19



3D MH 20



3D MH 6



3D MH 7



3D MH 8



3D MH 9



3D MH 10



3D MH 21



3D MH 22



3D MH 23



3D MH 24



3D MH 25



3D MH 11



3D MH 12



3D MH 13



3D MH 14



3D MH 15



3D MT 1



3D MT 2



3D MT 3



3D MT 4



3D MT 5





3D MG 1



3D MG 2



3D MG 3



3D MG 4



3D MG 5



3D MG 6



3D MG 7



3D MG 8



3D MG 9



3D MG 10



3D MG 11



3D MG 12



3D MG 13



3D MG 14



3D MG 15

#### Designer Membrane Doors

- ✓ Designer membrane doors are laminated with digital printed PVC foil.
- ✓ Provides excellent water and Moisture resistant.
- ✓ Available in Glossy and Matt finish.
- ✓ Popular among Interior decorators, Architects for it's design choices, mostly used in Designer Villas, Offices, Commercial places and Apartment doors.

#### Premium Coated Doors

- ✓ Premium coated doors are chemically laminated with digital printed film.
- ✓ Provides excellent colour retention, Heat and Moisture resistant.
- ✓ Available in Glossy and Matt finish.

#### Key Features (for both type of doors)

- ✓ No painting or polishing required and assuring zero maintenance.
- ✓ Wood used in the doors are Hardwood, Kiln seasoned and Chemically treated to avoid shrinking, warping, borer and termite.
- ✓ We use solid wood filler for door construction to increase the strength of the door.

#### Specifications (for both type of doors)

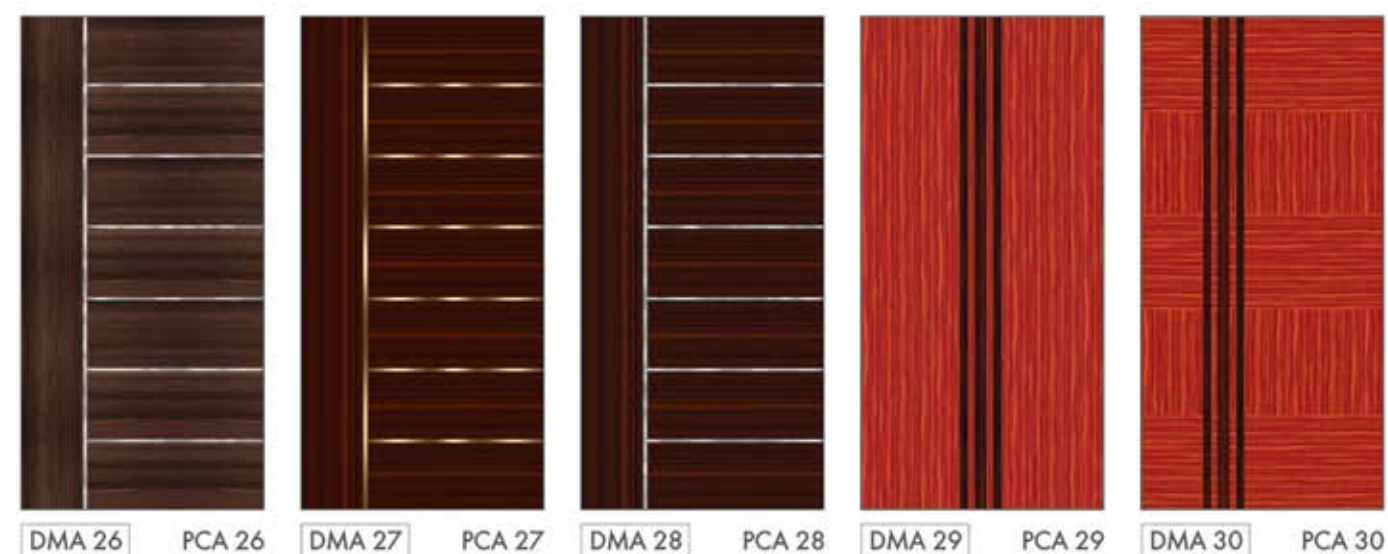
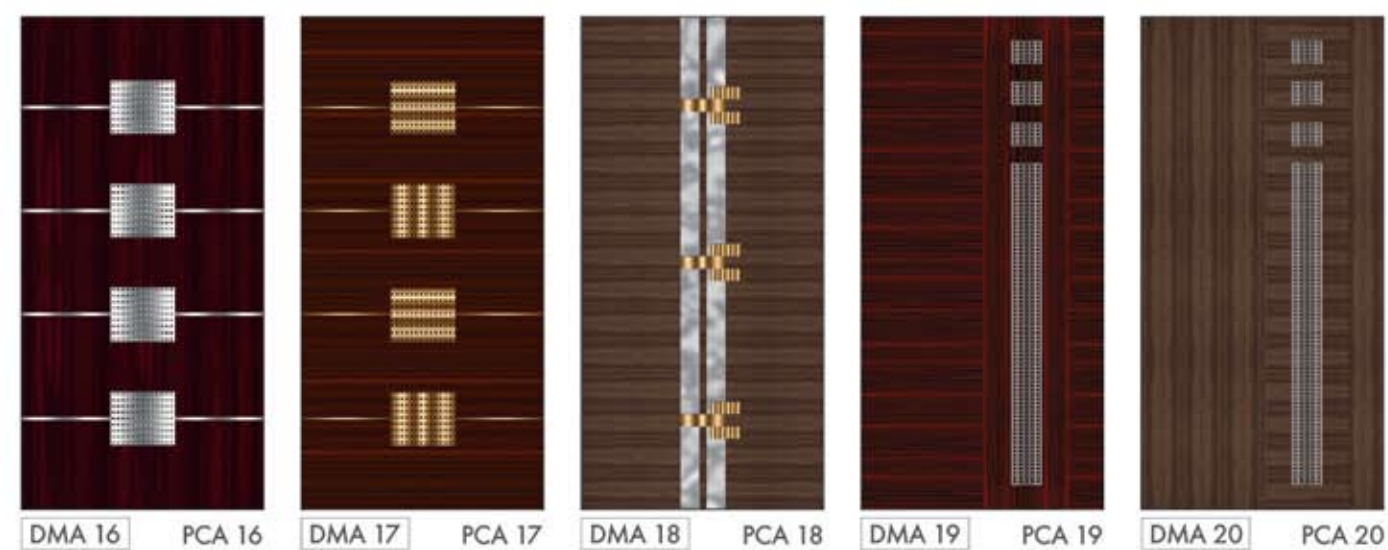
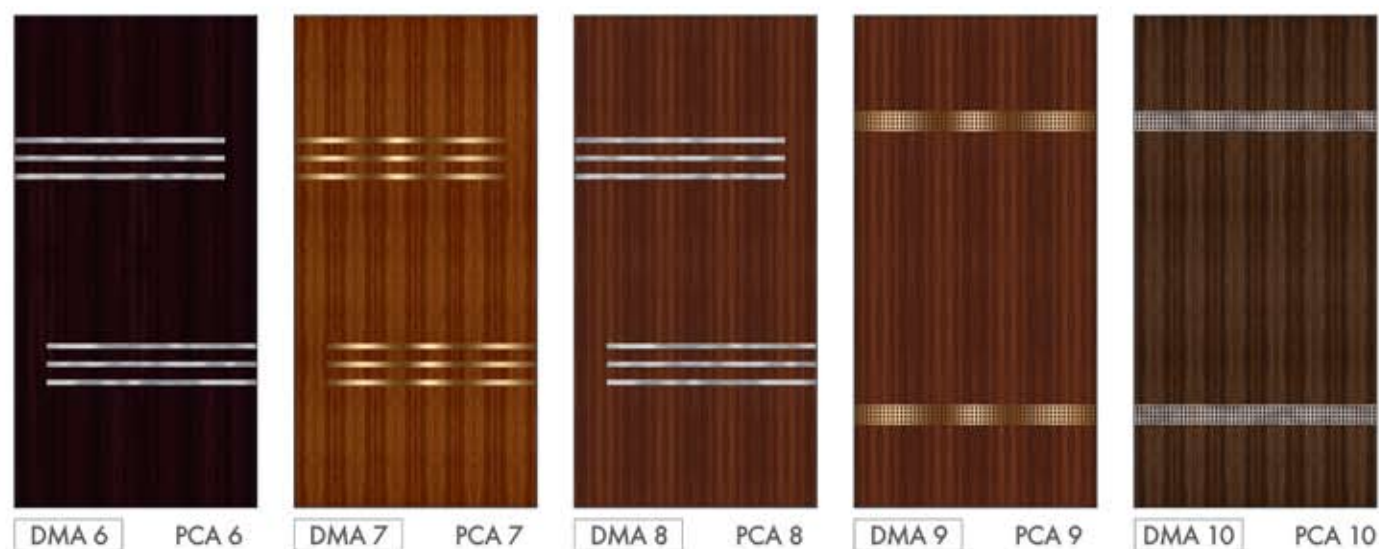
- ✓ Door Thickness: 30 mm, 35mm. Customised thickness are made available on-demand.
- ✓ Door Size: 81 x 30, 81 x 33 and 81 x 36 Inches. Customised sizes are made available on-demand.

#### How to Order the door (for both type of doors)

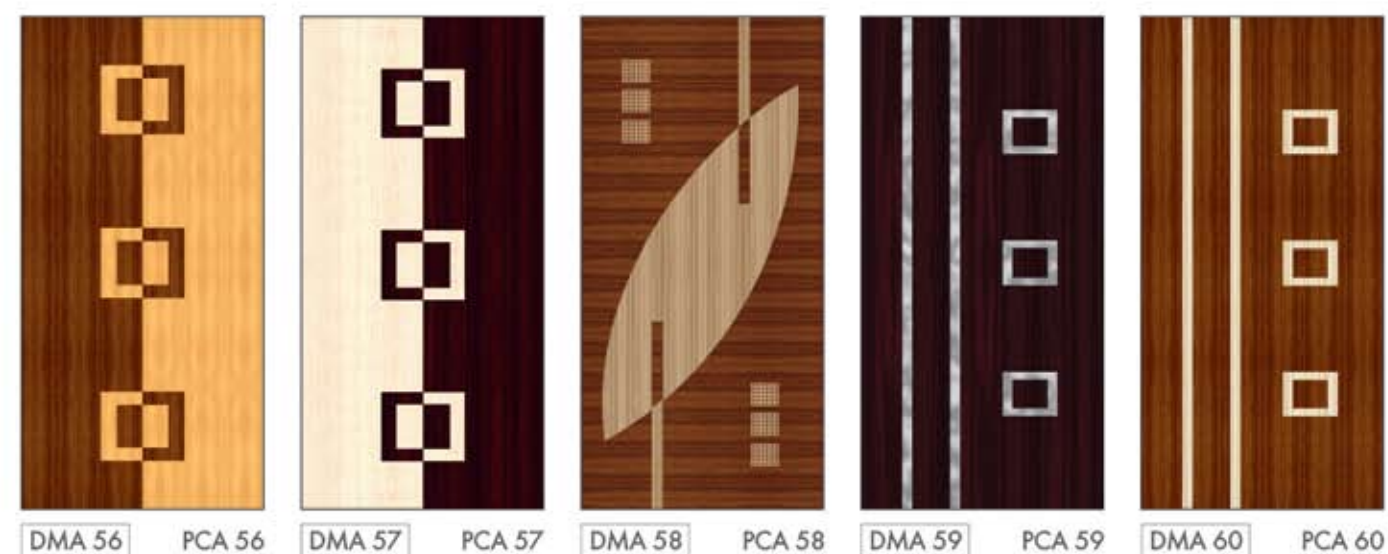
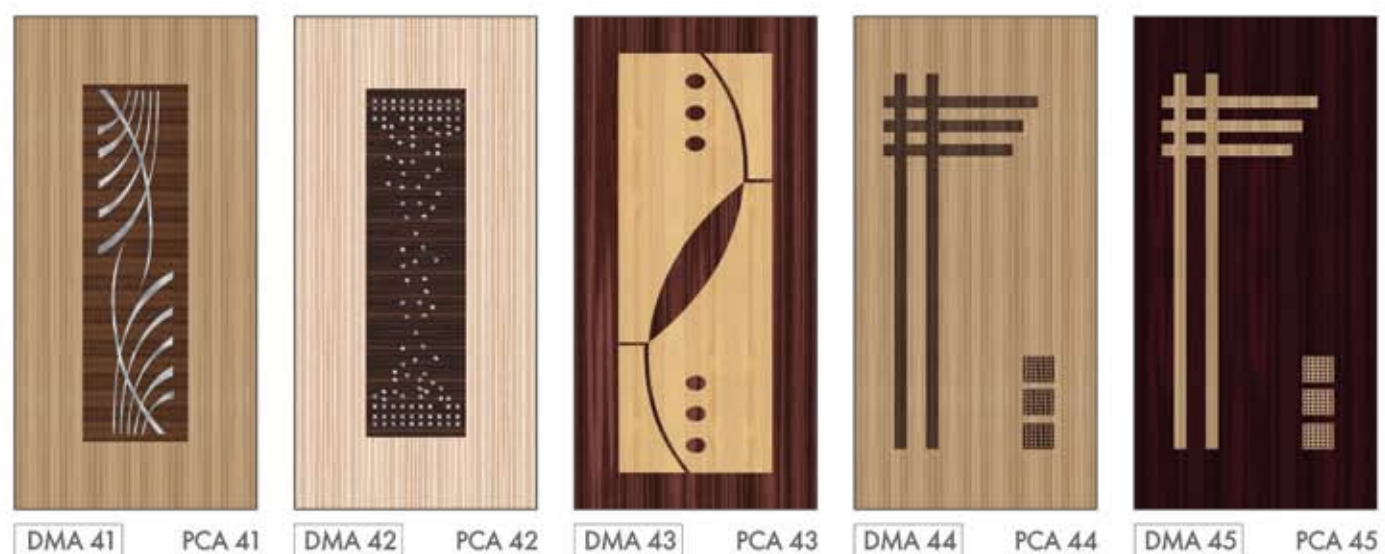
- ✓ "Door Designs" are available in various ranges like Architect, 3D Digital, Artist, Glass Art, Birds, Flowers, Scenic, Kids and Divine models.
- ✓ All given "Door Designs" in the catalogue are available in both "Designer Membrane Doors" as well as "Premium Coated Doors".
- ✓ Designer Membrane Door codes are started with DM along with Box for easy identification. Example : **DMA 21**
- ✓ Premium Coated Door codes are started with PC for easy identification. Example : **PCA 21**
- ✓ Kindly mention the appropriate "Door Code" while placing the order.



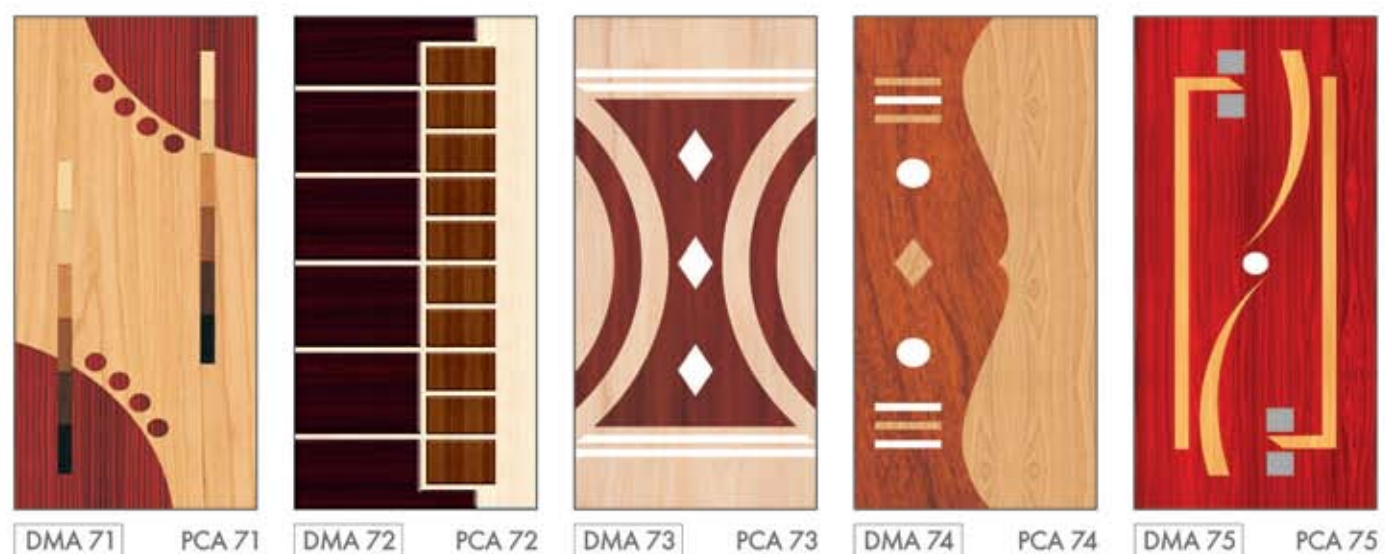






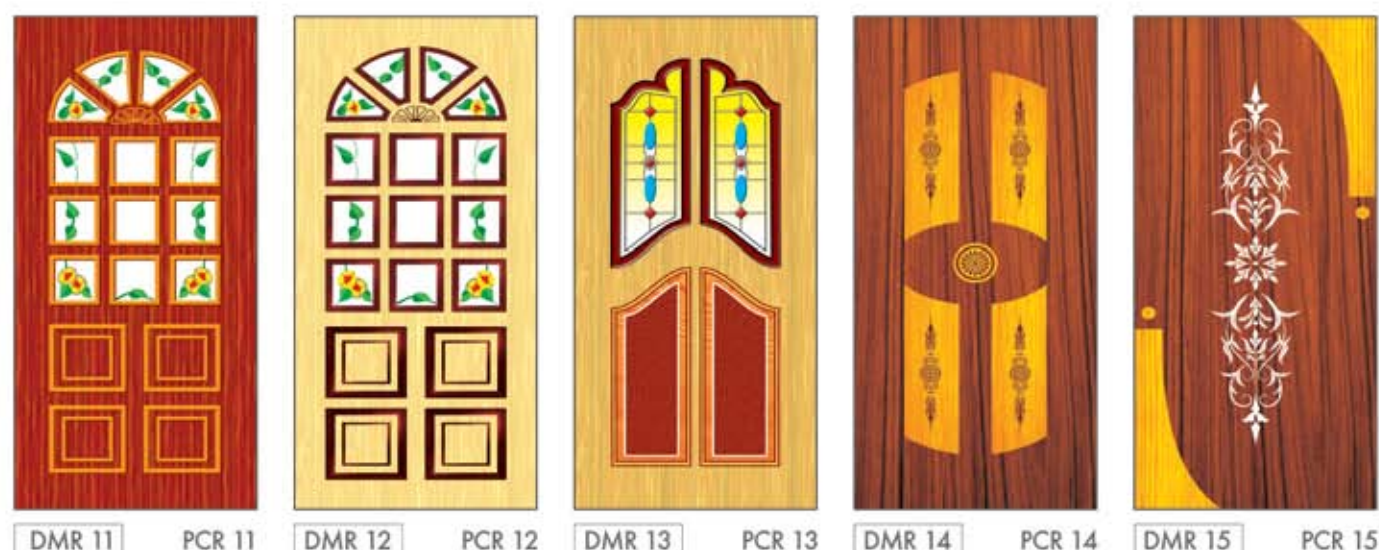






\* We make personalized (Kid's/Family picture) design doors on demand

















3D-DM 1 3D-PC 1



3D-DM 2 3D-PC 2



3D-DM 3 3D-PC 3



3D-DM 4 3D-PC 4



3D-DM 5 3D-PC 5



3D-DM 16 3D-PC 16



3D-DM 17 3D-PC 17



3D-DM 18 3D-PC 18



3D-DM 19 3D-PC 19



3D-DM 20 3D-PC 20




3D-DM 6 3D-PC 6



3D-DM 7 3D-PC 7



3D-DM 8 3D-PC 8



3D-DM 9 3D-PC 9



3D-DM 10 3D-PC 10



3D-DM 21 3D-PC 21



3D-DM 22 3D-PC 22



3D-DM 23 3D-PC 23



3D-DM 24 3D-PC 24



3D-DM 25 3D-PC 25



3D-DM 11 3D-PC 11



3D-DM 12 3D-PC 12



3D-DM 13 3D-PC 13



3D-DM 14 3D-PC 14



3D-DM 15 3D-PC 15



3D-DM 26 3D-PC 26



3D-DM 27 3D-PC 27



3D-DM 28 3D-PC 28



3D-DM 29 3D-PC 29



3D-DM 30 3D-PC 30



- ✓ Laminated Doors are hard wood flush doors and laminated with "Designer Laminate sheets".
- ✓ No Painting / Varnishing / Polishing required and assuring zero maintenance.
- ✓ Used high quality branded "Designer Laminate sheets" with 1 mm thickness and branded adhesives for door laminations.
- ✓ "Designer Laminate sheets" are pasted using high-pressure hydraulic press machines for stronger bonding and to avoid Air bubbles or waviness on the laminated door surface.
- ✓ Doors are available in one side laminated or both sides laminated options.
- ✓ Laminated doors are available in METAL and SUPREME Models.
- ✓ Door Thickness: 32 mm. Customized thickness are made available on-demand.
- ✓ Door Size: 81x33, 81x36, 81x39. Customized sizes are made available on-demand.




LM 1 LM 2 LM 3 LM 4 LM 5




LM 6 LM 7 LM 8 LM 9 LM 10



LM 11 LM 12 LM 13 LM 14 LM 15




LM 16 LM 17 LM 18 LM 19 LM 20



LM 21 LM 22 LM 23 LM 24 LM 25






LS 1

LS 2

LS 3

LS 4

LS 5



LS 6

LS 7

LS 8

LS 9

LS 10



LS 11

LS 12

LS 13

LS 14

LS 15

- ✓ Veneer Doors are hard wood flush doors and layered with "Designer Veneer sheets".
- ✓ Used high quality branded "Designer Veneer sheets" with high thickness and branded adhesives.
- ✓ The woods used in the doors are Hardwood and chemically treated (VPT) in Vacuum pressure chamber then 100% Kiln seasoned to avoid warping, shrinking, borer and termite, also enables the water resistant.
- ✓ Doors are available in one side veneer layered or both sides layered options.
- ✓ Polishing is must for elegant look and moisture resistant.
- ✓ Laminated doors are available in ELITE and NATURE Models
- ✓ Door Thickness: 30 mm, 35 mm. Customized thickness are made available on-demand.
- ✓ Door Size: 81x33, 81x36, 81X39. Customized sizes are made available on-demand.




VE 1

VE 2

VE 3

VE 4

VE 5



VE 6

VE 7

VE 8

VE 9

VE 10






VN 1 VN 2 VN 3 VN 4 VN 5



VN 6 VN 7 VN 8 VN 9 VN 10



VN 11 VN 12 VN 13 VN 14 VN 15



VN 16 VN 17 VN 18 VN 19 VN 20



VN 21 VN 22 VN 23 VN 24 VN 25


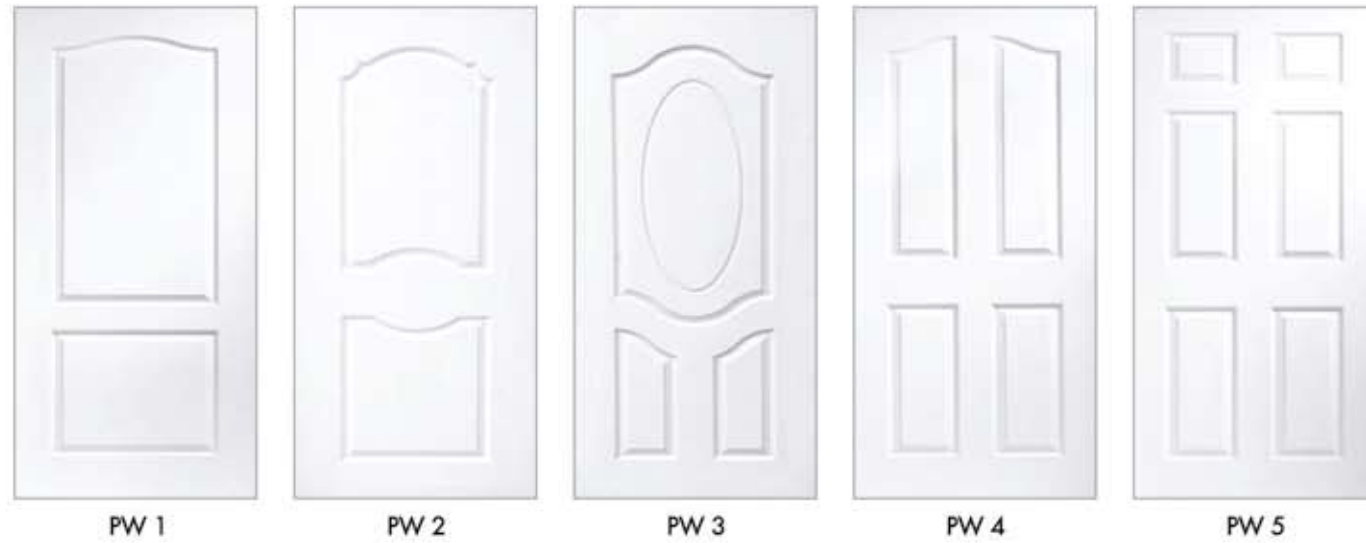
## Flush Doors **PREMIUM**



F 1 F 2 (Film Coated) F 3 (Resin Coated)

- ✓ Flush Doors are manufactured by using two sections of plywood that are attached to each side of a wooden frame and pressed using High pressure hot hydraulic press with superior Phenol Formaldehyde adhesives to intensify its inner strength.
- ✓ The inner construction of doors are made of Kiln seasoned "Solid wood" timber to increase the strength of the door.
- ✓ Frames and Solid wood fillers are 100% Kiln seasoned hardwood and chemically treated to prevent warping, shrinking, borer and termite.
- ✓ Film/Resin coated Flush doors are VPT treated and used for bathrooms/wet area.
- ✓ Door Thickness: 30 mm. Customized thickness are made available on-demand.
- ✓ Door Size: 81x30, 81x33, 81x36. Customized sizes are made available on-demand.





**Door handling and Storage Instructions**

- ✓ Do not drag the doors over one another or across other surfaces.
- ✓ These doors are for interior use only.
- ✓ Doors must be horizontally stacked on flat surface.
- ✓ Store in a cool and dry place.
- ✓ Cover the stack with plastic sheet.
- ✓ Do not place or store any other material over the door.

**Door Fixing / Installation Instructions**

- ✓ Fit the door after completing the wet area work and after cleaning the floor on site.
- ✓ Door frames should be properly aligned with each other.
- ✓ Avoid trimming of doors while fixing. If trimming is necessary, do not trim more than ½ Inch per side. Use sharp, fine tooth saw for best results. Be sure to reseal all trimmed sides.
- ✓ Lipping of teak or hardwood on all the four sides has to be done to prevent the moisture absorption, wear and tear of the door, thereby increasing the life of the door.
- ✓ To fix screws and hinges as per thickness and size of the door, consult an Architect / Carpenter / Hardware expert. Do not use nails and hammers.
- ✓ The door greater than 6 feet requires 4 Hinges for maximum holding capacity.
- ✓ Lock Cut-out: Cut the shutter equally from the bottom and top.
- ✓ Lock: Only Mortise / Cylindrical or Tubular type locks are advisable, as they provide more mechanical strength.
- ✓ Hinge or lock cutout should be coated with primer/paint.

**Door maintenance Instructions**

- ✓ Do not use petrol or any other harmful chemicals for cleaning the doors as it may cause damages to the door surface.



## Key Features:

- ✓ Zero maintenance.
- ✓ No Painting, Varnishing, Polishing required.
- ✓ 100% kiln seasoned and chemically treated hardwood to avoid shrinkage and warping.
- ✓ Resistant to borer and termite attack.
- ✓ High quality imported PVC foil, Branded Designer Laminates, Veneer, Decorative PVC foils, Premium Wood Coats & Adhesives used for high durability.
- ✓ High accuracy design carving work made using CNC machines.
- ✓ We use only solid wood filler for door construction to increase the door strength.
- ✓ The door designs are designed with consultation of renowned Architects, Interior Designers, Traditional Artists to provide choices suitable to Indian culture as well as International design choices.

## Specifications:

- ✓ Filler : Solid wood (100% Kiln seasoned & Chemically treated)
- ✓ Door Size\* : Standard - 81"x30", 81"x33", 81"x36" (Inches).
- ✓ Door Thickness\* : Standard - 30 mm, 35 mm.
- \* Customised Sizes, Thickness, Door Designs are made available on-demand basis.
- ✓ Door Foil Colour & Pattern\*\* : Natural Teak, Golden Teak, Andhra Teak, Rose Wood, Cherry, Walnut, Vengai and Mahogany.

\*\* The actual door foil colour and patterns are more attractive than shown in the catalogue.

### Manufacturer



**TRUEWOOD**<sup>TM</sup>  
DOOR INDUSTRIES  
An ISO 9001-2015 Certified Company

226, OMR, Padur, Chennai - 603 103.

Mobile: 98400 12342, 43, 80560 45458

[contact@truewooddoors.com](mailto:contact@truewooddoors.com)

[www.truewooddoors.com](http://www.truewooddoors.com)

### Authorised Dealer

